



PFXSTW6500WAD

Standard product information

Electrical specifications

Interface specifications

Dimensions

Display specifications

Environmental specifications

Structural specifications

Standard product information

Family	Web HMI
Series	STW6000 Series
Size	10" Wide
Model	PFXSTW6500WAD
Global Code	PFXSTW6500WAD

Display specifications

Display type	TFT Color LCD
Display size	10.1" Wide
Resolution	1,024 x 600 pixels (WSVGA)
Effective display area	W222.72 x H125.28 mm [W8.77 x H4.93 in.]
Display colors	16 million colors ^{*1}
Backlight	White LED (Not user replaceable. When replacement is required, contact your local distributor.)

by **Schneider** Electric








Brightness control	16 Levels (Adjusted with touch panel)
Touch panel type	Resistive Film (analog, single-touch)
Touch panel resolution	1,024 x 1,024
Touch panel lifetime	1,000,000 times or more

*1 For details about Display colors, refer to the manual for your screen editing software.

Electrical specifications

Rated input voltage	24 Vdc
Input voltage limits	19.2 to 28.8 Vdc
Allowable voltage drop	10 ms or less
Power consumption	Max. 12.6 W When power is not supplied to external devices: 9.6 W or less When screen turns off the backlight (standby mode): 4.6 W or less
In-rush current	30 A or less
Voltage endurance	1,000 Vac, 20 mA for 1 minute (between power terminal and FG terminals)
Insulation resistance	500 Vdc, 10 MΩ or more (between power terminal and FG terminals)

Environmental specifications

International safety standards	      
Surrounding air temperature	0 to 50 °C [32 to 122 °F]
Storage temperature	-20 to +60 °C [-4 to 140 °F]
Dust	0.1 mg/m ³ (10 ⁻⁷ oz/ft ³) or less (non-conductive levels)

Air pressure (altitude range)	800 to 1,114 hPa (2,000 m [6,561 ft.] above sea level or less)
Vibration resistance	IEC/EN 61131-2 compliant 5 to 9 Hz single amplitude 3.5 mm [0.14 in.] 9 to 150 Hz fixed acceleration: 9.8 m/s ² X, Y, Z directions for 10 cycles (approx. 100 min.)
Concussion resistance	IEC/EN 61131-2 compliant 147 m/s ² , X, Y, Z directions for 3 times
Electrical fast transient/burst	IEC 61000-4-4 2 kV: Power port (display unit) 1 kV: Signal ports
Electrostatic discharge immunity	Contact Discharge Method: 6 kV Air Discharge Method: 8 kV (IEC/EN61000-4-2 Level 3)

Interface specifications

USB (Type A)	Conforms to USB 2.0 (Type A) x 1 Power supply voltage: 5 Vdc ±5 % Output Current: 500 mA or less Communication distance: 5 m [16.4 ft.] or less
USB (micro-B)	--The USB (micro-B) interface is disabled.
Ethernet	IEEE802.3i / IEEE802.3u, 10BASE-T / 100BASE-TX, Connector: Modular jack (RJ-45) x 2 ^{*1}

^{*1} ETH1 and ETH2 have the same IP address and MAC address.

Structural specifications

Grounding	Functional grounding: Grounding resistance of 100 Ω, 2mm ² (AWG 14) or thicker wire, or your country's applicable standard. (Same for FG and SG terminals)
Cooling method	Natural air circulation

by Schneider Electric

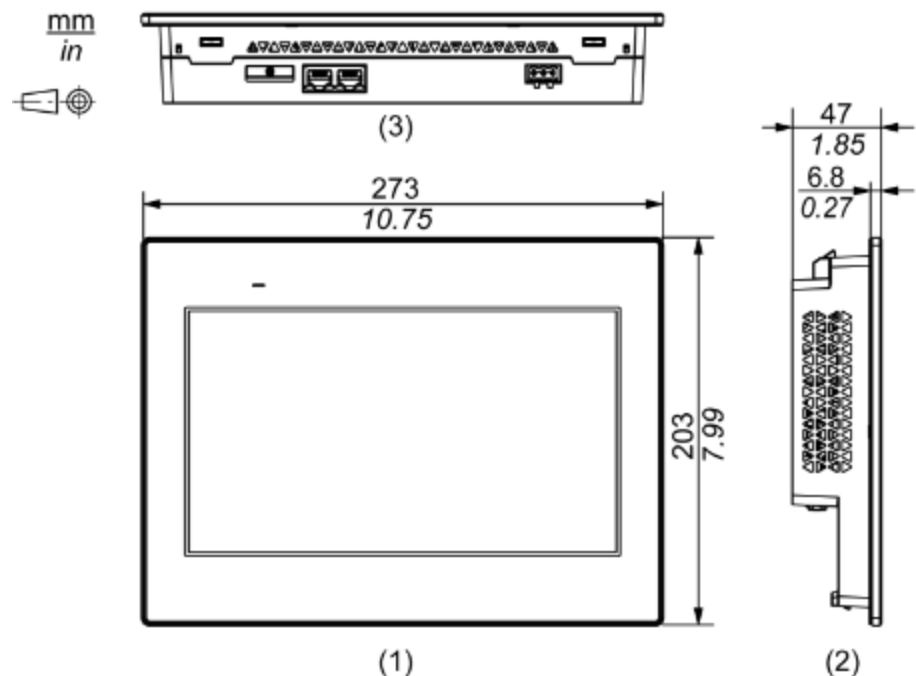
External dimensions	W273 x H203 x D47 mm [W10.75 x H7.99 x D1.85 in.]
Panel cut-out dimensions	W255 x H185 mm [W10.03 x H7.28 in.] Panel thickness area: 1.6 to 5 mm [0.06 to 0.2 in.]* ²
Weight	1.3 kg [2.87 lb] or less

*1 For dimensional tolerance, everything +1/-0 mm (+0.04/-0 in) and R in angle are below R3 (R0.12 in)

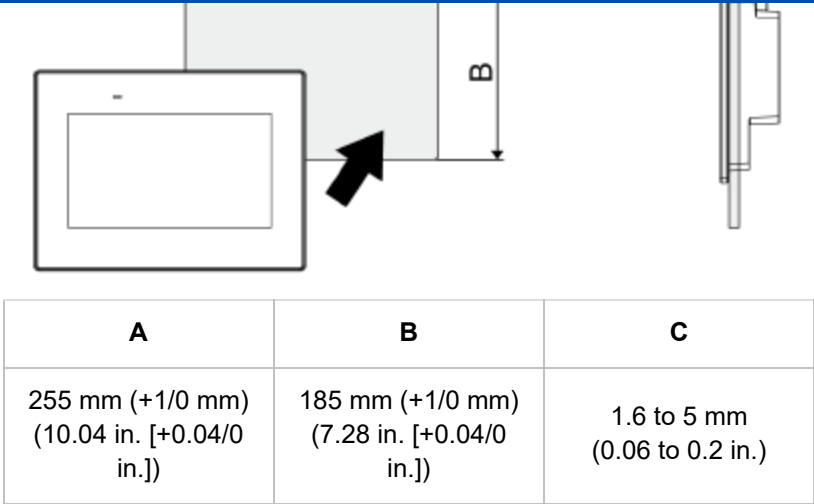
*2 For dimensional tolerance, everything $+1/-0$ mm [$+0.04/-0$ in.] and R in angle are below R3 [R0.12 in.]. Even if the installation wall thickness is within the recommended range for the "Panel Cut Dimensions", depending on wall's material, size, and installation location of GP unit and other devices, the installation wall could warp. To prevent warping, the installation surface may need to be strengthened.

Dimensions

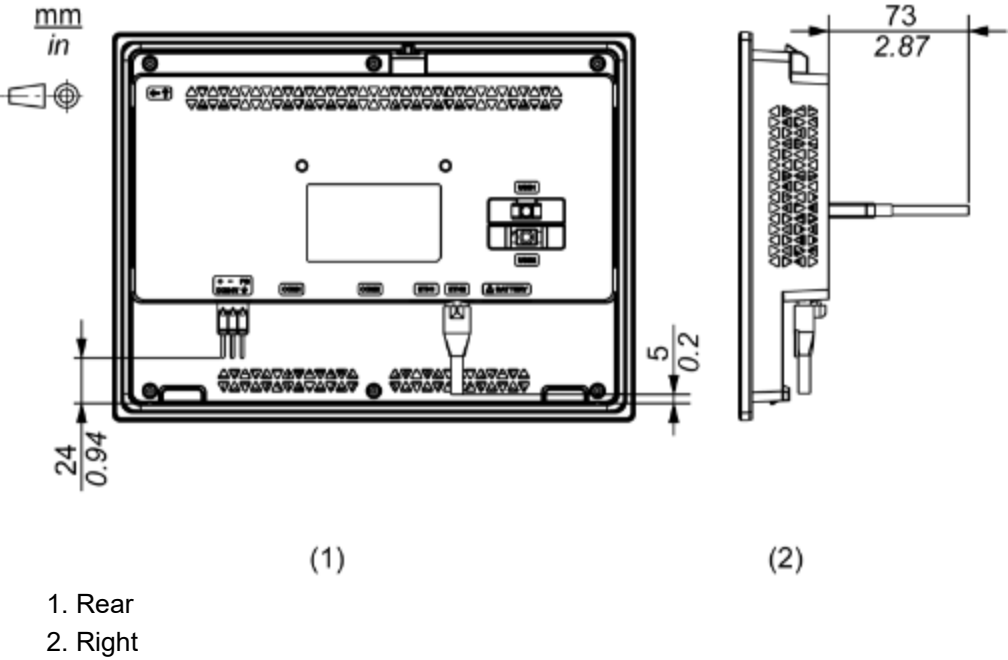
External dimensions



1. Front
2. Left
3. Bottom



External dimensions with cable



Products

[Selection Guide](#)
[Edge Box](#)

Solution

[About HMI Centric](#)
[HMI Centric Architecture](#)

HMI Design Studio

[Concept Introduction](#)
[BLUE](#)

About Pro-face

[Pro-face Brand](#)
[Overview & History](#)



Worldwide



Sign In / Register



by **Schneider** Electric

Software

Flat Panel Monitors

Other Hardware

Disft-continued Products &

Substitutes

Customization and

Services

Downloads

Knowledge Base (FAQs)

Inquires

Email*

I am a*

Select a value

▼

Submit

I'd like to receive news and commercial info from Schneider Electric and its affiliates via electronic communication means such as email, and I agree to the collection of information on the opening and clicks on these emails (using invisible pixels in the images), to measure performance of our communications and improve them. For more details, please read our [Privacy Policy](#).

